


Compound Screening Libraries

Optimized for drug screening and new indication research

Bioactive Compound Library
FDA-Approved Drug Library
Anti-Cancer Compound Library
Kinase Inhibitor Library
Epigenetics Compound Library
GPCR/G Protein Compound Library
Clinical Compound Library
Anti-Infection Compound Library

Bioactive Compound Screening Libraries (96-well)



Our ready-to-use **MedChemExpress (MCE)** compound libraries consist of **over 4000** small molecules with validated biological and pharmacological activities. They are available for **high-throughput screening (HTS)** and **high-content screening (HCS)**. Compound libraries are useful professional tools for drug discovery and new indication research.

- **Safety** and **effectiveness** have been confirmed by literature, patent reports and clinical research. Many products are **FDA-approved**.
- Focuses on hundreds of targets that are **key components** in the fields of GPCR, kinase, anti-cancer, epigenetics, stem cell biology, etc.
- Up-to-date with the latest **medical molecule** developments and offers access to our **exclusive Clinical Compound Library**.
- **Detailed biological and chemical information** are provided for every compound together with the LC/MS and NMR reports to ensure high quality.

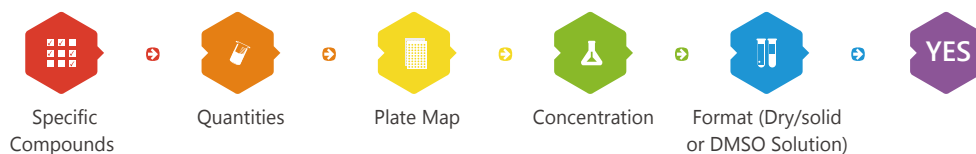
We offer **over 300 exclusive compounds worldwide** and track the latest scientific innovations to give our customers access to **the newest** small molecules. We are dedicated to providing **high-quality small molecules** to our customers around the world.



Customize Your Library

MCE offers customized compound libraries based on your specific needs.

You can select compounds, format (powder/liquid), size and plate map depending on your requirements.





Publications Citing Use of MCE Products



Nature. 2016 May 18;533(7604):493-8.

Nature. 2014 Sep 4;513(7516):65-70.

Nature. 2012 Jan 22;482(7383):116-9.

Science. 2016 Apr 1;352(6281):54-61.

Science. 2015 May 15;348(6236):799-803.

Science. 2014 Oct 3;346(6205):1255784.

Science. 2014 Oct 10;346(6206):244-7.

Cell. 2014 Dec 18;159(7):1549-62.

Cell. 2014 Feb 13;156(4):771-85.

Nat Med. 2016 Oct;22(10):1160-1169.

Nat Med. 2016 Jul;22(7):723-6.

Nat Med. 2016 May;22(5):547-56.

Nat Med. 2014 Aug;20(8):927-35.

Immunity. 2016 Oct 18;45(4):802-816.

Cancer Cell. 2014 Feb 10;25(2):226-42.

Cancer Discov. 2016 Sep 30. pii: CD-16-0686.

Cancer Discov. 2016 Oct;6(10):1118-1133.

Cancer Discov. 2015 Sep;5(9):960-71.

Cancer Discov. 2015 Jul;5(7):768-81.

Cancer Discov. 2012 Oct;2(10):934-47.

Cancer Discov. 2012 May;2(5):425-33.

Nat Cell Biol. 2015 Sep;17(9):1134-44.

Nat Cell Biol. 2014 Dec;16(12):1249-56.

Nat Cell Biol. 2012 Feb 5;14(3):295-303.

... See more citations on www.MedChemExpress.com



MCE Screening Library Partners



Karolinska
Institutet



Table of Contents

Hot Bioactive Compound Library	01
Hot FDA-Approved Drug Library	02
Hot Anti-Cancer Compound Library	03
Hot Kinase Inhibitor Library	04
Hot Epigenetics Compound Library	05
Hot GPCR/G Protein Compound Library	06
Hot Clinical Compound Library	07
Hot Anti-Infection Compound Library	08
Antibody-Drug Conjugate-Related Compound Library	09
Anti-Virus Compound Library	10
Apoptosis Compound Library	11
Cell Cycle/DNA Damage Compound Library	12
CNS-Penetrant Compound Library	13
Histone Modification Research Compound Library	14
Immunology/Inflammation Compound Library	15
JAK/STAT Compound Library	16
MAPK Compound Library	17
Membrane Transporter/Ion Channel Compound Library	18
Metabolism/Protease Compound Library	19
Natural Product Library	20
Neuronal Signaling Compound Library	21
NF- κ B Signaling Compound Library	22
PI3K/Akt/mTOR Compound Library	23
Protein Tyrosine Kinase Compound Library	24
Stem Cell Signaling Compound Library	25
TGF-beta/Smad Compound Library	26
Vitamin D Related Compound Library	27
Wnt/Hedgehog/Notch Compound Library	28

Bioactive Compound Library

Cat. No.: HY-L001

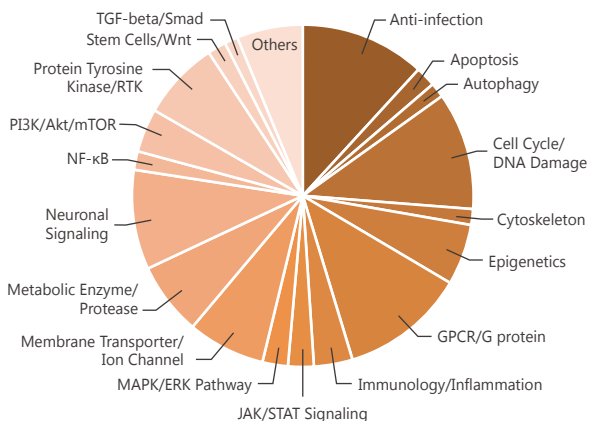
Product Name	Cat. No.	Compounds	Size (Pre-dissolved in DMSO/Solid)	
Bioactive Compound Library	HY-L001	3333	100 μ L/well (10 mM solution)	250 μ L/well (10 mM solution)

- A unique collection of 3333 bioactive compounds for **high throughput screening (HTS)** and **high content screening (HCS)**.
- Targets include RTKs, PI3K, Aurora Kinase, CDK, MAPK, and more.
- Bioactivity and safety confirmed by preclinical research and clinical trials.
- Some inhibitors have been approved by the FDA.
- Structurally diverse, medically active, and cell permeable.
- Detailed compound information with structure, IC₅₀, and brief introduction.
- Validated NMR and HPLC to ensure high purity and quality.
- All compounds are in stock.

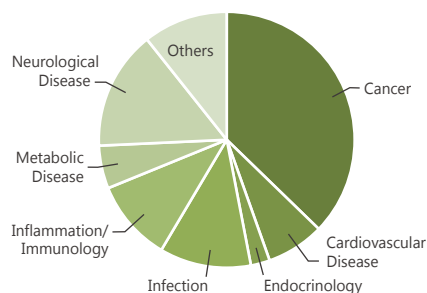
Targets Included in Bioactive Compound Library:

5-HT Receptor	ACE	Adenosine Receptor	AChE	Adrenergic Receptor	Akt	Androgen Receptor
Angiotensin Receptor	ALK	Antibacterial	Antifolate	Antifungal	Antiparasitic	Apoptosis inducer
ATM/ATR	Aurora Kinase	Bcl-2 Family	Bcr-Abl	Calcium Channel	Casein Kinase	Cannabinoid Receptor
CDK	c-Kit	c-Met/HGFR	COX	Cytochrome P450	CXCR	DNA alkylator/crosslinker
DNA/RNA Synthesis	DPP4	Dopamine Receptor	EGFR	Epigenetic Reader Domain	ERK	Estrogen Receptor/ERR
FGFR	FLT3	GABA Receptor	GSK-3	Glucocorticoid Receptor	HCV	HDAC
HIF/HIF Prolyl-Hydroxylase	HIV	Histamine Receptor	HSP	Histone Methyltransferase	HSV	IGF-1R
IKK	JAK	LRRK2	mAChR	MDM-2, p53	MEK	mGluR
Microtubule/Tubulin	mTOR	nAChR	NF- κ B	NMDA Receptor	OX Receptor	Opioid Receptor
p38 MAPK	PARP	PDE	PDGFR	PI3K	PLK	Potassium Channel
PPAR	Proteasome	Progesterone Receptor	Raf	Ras	ROR	SGLT
Sodium Channel	Src	Syk	TGF- β Receptor	Topoisomerase	TRP Channel	VEGFR ...

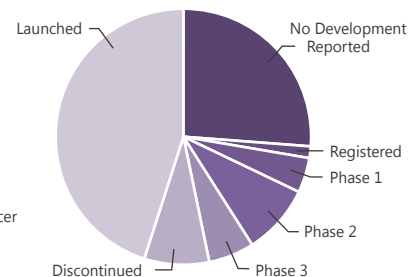
Targeted Pathways of Bioactive Compounds



Targeted Research Areas of Bioactive Compounds



Clinical Phase for Bioactive Compounds



FDA-Approved Drug Library

Cat. No.: HY-L022

Product Name	Cat. No.	Compounds	Size (Pre-dissolved in DMSO/Solid)	
FDA-Approved Drug Library	HY-L022	1568	100 µL/well (10 mM solution)	250 µL/well (10 mM solution)

- A unique collection of **1568** FDA approved drugs for **high throughput screening (HTS)** and **high content screening (HCS)**.
- Applications in **oncology, cardiology, anti-inflammatory, immunology, neuropsychiatry, analgesia**, and more.
- A research tool for new targets of old drugs.
- All compounds have been approved by the FDA.
- Structurally diverse, medically active, and cell permeable.
- Rich documentation with structure, IC_{50} , and summary.
- Validated NMR and HPLC to ensure high purity.
- All compounds are in stock.

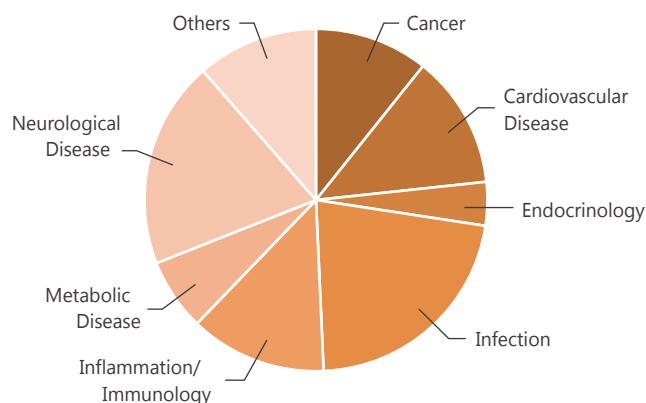
Targets Included in FDA-Approved Drug Library:

5 alpha Reductase	5-HT Receptor	ACE	AChE	Adenosine Receptor	ALK	Adrenergic Receptor
Androgen Receptor	Angiotensin Receptor	Antibacterial	Antifolate	Antifungal	Antiparasitic	Autophagy
Bcr-Abl	Calcium Channel	CaSR	Carbonic Anhydrase	c-Kit	c-Met/HGFR	Cytochrome P450
CXCR	DNA alkylator	DPP4	DNA/RNA Synthesis	Dopamine Receptor	EGFR	Endothelin Receptor
Estrogen Receptor	Factor Xa	GABA Receptor	Glucocorticoid Receptor	HBV	HCN Channel	HCV
HDAC	Histamine Receptor	HIV	HMG-CoA Reductase	HSV	Influenza Virus	JAK
Leukotriene Receptor	mAChR	mGluR	Microtubule/Tubulin	Monoamine Oxidase	nAChR	Neurokinin Receptor
NMDA Receptor	NNRTIs	NRTIs	Opioid Receptor	P2Y Receptor	PDE	PDGFR
PGE synthase	Potassium Channel	PKC	Progesterone Receptor	PPAR	Proteasome	Proton Pump
Raf	RAR/RXR	Ras	Sodium Channel	SGLT	Src	SSRIs
STAT	Thrombin	TNF-alpha	Topoisomerase	Vasopressin Receptor	VEGFR	Xanthine Oxidase ...

Publications Citing Use of MCE FDA-Approved Library Drugs:

Nature. 2012 Jan 22;482(7383):116-9.
Nat Med. 2016 Jul;22(7):723-6.
Nat Med. 2016 May;22(5):547-56.
Nat Med. 2014 Aug;20(8):927-35.
Gastroenterology. 2015 Feb;148(2):392-402.e13.
Sci Transl Med. 2013 Jul 31;5(196):196ra99.
Eur Urol. 2015 Aug;68(2):228-35.
J Clin Invest. 2013 Sep;15:2012-14
Nat Commun. 2016 May 25;7:11724.
Mol Syst Biol. 2015 Mar 26;11(3):797.
 ...

Principle Research Areas of FDA-Approved Drug Library



Anti-Cancer Compound Library

Cat. No.: HY-L025

Product Name	Cat. No.	Compounds	Size (Pre-dissolved in DMSO/Solid)	
Anti-Cancer Compound Library	HY-L025	1248	100 μ L/well (10 mM solution)	250 μ L/well (10 mM solution)

- A unique collection of **1248** bioactive anti-cancer compounds for **high throughput screening (HTS)** and **high content screening (HCS)**.
- Targets include **kinases**, **cell cycle key components**, **tumorigenesis related signaling pathways**, and other popular targets in **epigenetic studies**.
- Bioactivity and safety confirmed by preclinical research and clinical trials, some have been approved by the FDA.
- Structurally diverse, medicinally active, and cell permeable.
- Detailed compound information with structure, IC₅₀, and brief introduction.
- Validated NMR and HPLC to ensure high purity and quality.

Targets Included in Anti-Cancer Compound Library:

5 alpha Reductase	Ack1	ADCs cytotoxin	Akt	Aldose Reductase	ALK	AMPK
Antibacterial	Androgen Receptor	Antifolate	Apoptosis inducer	ATM/ATR	Aurora Kinase	Autophagy
Axl	Bcl-2 Family	Bcr-Abl	BCRP	Btk	Casein Kinase	Cannabinoid Receptor
Caspase	CDK	c-Fms	Checkpoint Kinase (Chk)	c-Kit	c-Met/HGFR	CXCR
Deubiquitinase	DNA alkylator	DNA-PK	DNA Methyltransferase	E1/E2/E3 Enzyme	EGFR	Epigenetic Reader Domain
ERK	Estrogen Receptor	FAK	Farnesyl Transferase	FGFR	FLT3	GSK-3
HDAC	Hedgehog	Hexokinase	HIF/HIF Prolyl-Hydroxylase	Histone Demethylase	HSP	Histone Methyltransferase
IAP	IGF-1R	IKK	IDO	Insulin Receptor	Integrin	IDH
JAK	JNK	Keap1-Nrf2	KSP	MDM-2, p53	MEK	Microtubule/Tubulin
MMP	mTOR	Myosin	Nampt	NF- κ B	P2X Receptor	Nucleoside antimetabolite
p38 MAPK	p97	PAK	PARP	PDGFR	PDK-1	PERK
P-glycoprotein	Phospholipase	PI3K	Pim	PKC	PKD	Polo-like Kinase (PLK)
PPAR	Proteasome	Raf	RAR/RXR	Ras	ROCK	Ribosomal S6 Kinase
ROR	Sigma Receptor	Sirtuin	Smo	Src	STAT	Syk
TNF-alpha	TGF- β Receptor	TLR	Topoisomerase	Trk Receptor	VEGFR	Wnt/ β -catenin ...

Publications Citing Use of MCE Anti-Cancer Library Compounds:

Cell. 2014 Feb 13;156(4):771-85.
 Nat Med. 2016 May;22(5):547-56.
 Cancer Cell. 2014 Feb 10;25(2):226-42.
 Nat Cell Biol. 2015 Sep;17(9):1134-44.
 Nat Cell Biol. 2014 Dec;16(12):1249-56.
 Nat Cell Biol. 2012 Feb 5;14(3):295-303.
 Cancer Discov. 2012 May;2(5):425-33.
 Cell Metab. 2012 Mar 7;15(3):382-94.

...

Customize Library

You can select:

- ✓ Specific Compounds
- ✓ Quantities
- ✓ Plate Map
- ✓ Concentration
- ✓ Format (Dry/Solid or DMSO Solution)

Kinase Inhibitor Library

Cat. No.: HY-L009

Product Name	Cat. No.	Compounds	Size (Pre-dissolved in DMSO/Solid)	
Kinase Inhibitor Library	HY-L009	588	100 µL/well (10 mM solution)	250 µL/well (10 mM solution)

- A unique collection of **588** kinase inhibitors/regulators for **high throughput screening (HTS)** and **high content screening (HCS)**.
- Target kinases include **RTKs, PI3K, Aurora Kinase, CDK, PKC, VEGFR, ROCK, Raf**, and more.
- Bioactivity and safety confirmed by preclinical research and clinical trials.
- Some inhibitors have been approved by the FDA.
- Most are ATP competitive.
- Structurally diverse, medicinally active, and cell permeable.
- Rich documentation with structure, IC_{50} , and customer reviews.
- Validated NMR and HPLC to ensure high purity.

Targets Included in Kinase Inhibitor Library:

ACK1	Adenosine Kinase	Akt	ALK	AMPK	Aurora Kinase	ATM/ATR
Axl	Bcr-Abl	BMX Kinase	Btk	CaMK-II	Casein Kinase	CDK
c-Fms	Checkpoint Kinase (Chk)	c-Kit	c-Met/HGFR	DAPK	DDR1/DDR2 Receptor	DNA-PK
DYRK	Ephrin Receptor	EGFR	ERK	FAK	FGFR	FLT3
GSK-3	Glucokinase	Haspin Kinase	IGF-1R	IKK	Insulin Receptor	IRAK
ITK	JAK	JNK	LIM Kinase(LIMK)	MAPKAPK2 (MK2)	MEK	MELK
MNK	Mixed Lineage Kinase	p38 MAPK	PAK	PDGFR	PDHK	PDK-1
PERK	PI3K	PI4K	PIKfyve	Pim	PKA	PKC
PKD	Polo-like Kinase (PLK)	Pyk2	Raf	Ribosomal S6 Kinase	RIP Kinase	ROCK
Ros1	Salt-inducible Kinases (SIKs)	SGK	SPHK	Src	SRPK	Syk
TAK1	Trk Receptor	ULK	VEGFR	Wee1	...	

Publications Citing Use of MCE Kinase Library Inhibitors:

- | | |
|--|--|
| Cell. 2014 Feb 13;156(4):771-85. | Leukemia. 2015 Jan;29(1):169-76. |
| Nat Med. 2016 Jul;22(7):723-6. | Leukemia. 2012 Oct;26(10):2233-44. |
| Nat Med. 2016 May;22(5):547-56. | Ann Rheum Dis. 2016 May;75(5):883-90. |
| Cancer Cell. 2014 Feb 10;25(2):226-42. | Cancer Res. 2014 Jan 1;74(1):15-23. |
| Cancer Discov. 2012 May;2(5):425-33. | Elife. 2016 Apr 11;5. |
| Cell Metab. 2012 Mar 7;15(3):382-94. | Elife. 2015 Feb 10;4:e05178. |
| Sci Transl Med. 2013 Jul 31;5(196):196ra99. | Clin Cancer Res. 2014 Dec 1;20(23):6034-44. |
| Nat Commun. 2015 Jan 21;6:6074. | Clin Cancer Res. 2014 Nov 1;20(21):5483-95. |
| Mol Syst Biol. 2015 Mar 26;11(3):797. | ... |

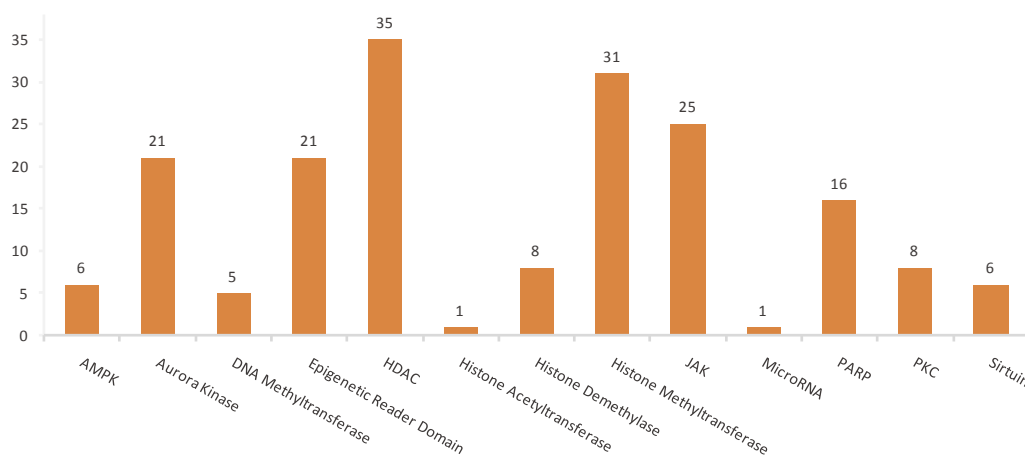
Epigenetics Compound Library

Cat. No.: HY-L005

Product Name	Cat. No.	Compounds	Size (Pre-dissolved in DMSO/Solid)	
Epigenetics Compound Library	HY-L005	184	100 μ L/well (10 mM solution)	250 μ L/well (10 mM solution)

- A unique collection of **184** small molecule modulators with biological activity used for **epigenetics research and associated assays**.
- The library contains inhibitors of epigenetic enzymes including **Histone Deacetylase (HDACs)**, **SIRT**s, **Lysine demethylases**, **Histone Acetyltransferases (HATs)**, **DNA Methyltransferase (Dnmts)**, and **SIRT**s activators.
- A variety of structurally and mechanistically different compounds are included.
- Bioactivity and safety confirmed by preclinical research and clinical trials.
- A valuable tool for **chemical genomics**, **epigenetic target identification** in pharmacogenomics, and other biological applications.
- Structurally diverse, medicinally active, and cell permeable.
- Rich documentation with structure, IC_{50} , and brief introduction.
- Validated NMR and HPLC to ensure the high purity.

Epigenetics Compound Library Composition



Publications Citing Use of MCE Epigenetics Library Compounds:

Nat Chem Biol. 2016 Jul;12(7):504-10.

Blood. 2014 Dec 18;124(26):3924-31.

Blood. 2013 Nov 21;122(22):3628-31.

Leukemia. 2012 Oct;26(10):2233-44.

Proc Natl Acad Sci U S A. 2016 Mar 29;113(13):E1898-906.

Cancer Res. 2015 Nov 1;75(21):4538-47.

Clin Cancer Res. 2016 Aug 24. pii: clincanres.1193.2016.

...

Customize Library

You can select:

- ✓ Specific Compounds
- ✓ Quantities
- ✓ Plate Map
- ✓ Concentration
- ✓ Format (Dry/Solid or DMSO Solution)

GPCR/G Protein Compound Library

Cat. No.: HY-L006

Product Name	Cat. No.	Compounds	Size (Pre-dissolved in DMSO/Solid)	
GPCR/G Protein Compound Library	HY-L006	483	100 µL/well (10 mM solution)	250 µL/well (10 mM solution)

- A unique collection of **483** small molecules targeting G protein coupled receptors used in **GPCR screening for various research and drug development projects**.
- Targets include **5-HT Receptor, Dopamine Receptor, Opioid Receptor, Adrenergic Receptors, Cannabinoid Receptor, mGluR, ETA-receptor**, and more.
- All of the small molecules in the GPCR library have well characterized biological and pharmaceutical activity.
- Structurally diverse, medicinally active, and cell permeable.
- Rich documentation with structure, IC₅₀, and brief introduction.
- Validated NMR and HPLC to ensure the highest purity.

Targets Included in GPCR/G Protein Compound Library:

5-HT Receptor	Adenosine Receptor	Adiponectin Receptor	Adrenergic Receptor	Angiotensin Receptor
Bombesin Receptor	Bradykinin Receptor	Cannabinoid Receptor	CaSR	CCR
CGRP Receptor	Cholecystokinin Receptor	CRTH2 (GPR44)	CXCR	Dopamine Receptor
EBI2/GPR183	Endothelin Receptor	GHSR	Glucagon Receptor	Glucocorticoid Receptor
GNRH Receptor	GPCR19	GPR109A	GPR119	GPR120
GPR139	GPR40	GPR55	GPR84	Histamine Receptor
Imidazoline Receptor	Leukotriene Receptor	LPL Receptor	mAChR	Melatonin Receptor
mGluR	Motilin Receptor	Neurokinin Receptor	Neuropeptide Y Receptor	Neurotensin Receptor
Opioid Receptor	Orexin Receptor (OX Receptor)	P2Y Receptor	Prostaglandin Receptor	Protease-Activated Receptors (PARs)
Ras	RGS	Sigma Receptor	TSH Receptor	Vasopressin Receptor ...

Publications Citing Use of MCE GPCR/G Protein Library Compounds:

J Allergy Clin Immunol. 2016 Feb 13. pii: S0091-6749(16)00085-3.

EMBO Mol Med. 2015 Mar 14;7(5):547-61.

Biol Psychiatry. 2016 Jun 9. pii: S0006-3223(16)32470-2.

Hypertension. 2014 Aug;64(2):369-77.

Hypertension. 2012 Nov;60(5):1207-12.

J Neurosci. 2015 Jan 7;35(1):4-20.

J Med Chem. 2015 Apr 9;58(7):2958-66.

FASEB J. 2016 Jan;30(1):324-35.

Biochem Pharmacol. 2015 Jun 15;95(4):311-23.

...

Customize Library

You can select:

- ✓ Specific Compounds
- ✓ Quantities
- ✓ Plate Map
- ✓ Concentration
- ✓ Format (Dry/Solid or DMSO Solution)

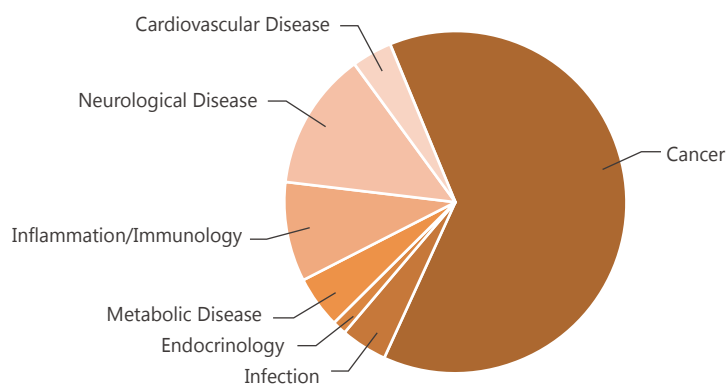
Clinical Compound Library

Cat. No.: HY-L026

Product Name	Cat. No.	Compounds	Size (Pre-dissolved in DMSO/Solid)	
Clinical Compound Library	HY-L026	1925	100 μ L/well (10 mM solution)	250 μ L/well (10 mM solution)

- A unique collection of **1925** clinical compounds for **high throughput screening (HTS)** and **high content screening (HCS)**.
- Research areas include **anticancer**, **anti-infection**, **anti inflammation**, **nervous disease**, and more.
- **Currently in clinical stage**, some are withdrawn or terminated (updated in 2014) .
- Structurally diverse, medicinally active, and cell permeable.
- Detailed compound information with structure, IC_{50} , and brief introduction.
- Validated NMR and HPLC to ensure high purity and quality.

Principle Research Areas of Clinical Compound Library



Publications Citing Use of MCE Clinical Library Compounds:

Cell. 2014 Feb 13;156(4):771-85.
 Nat Med. 2016 May;22(5):547-56.
 Cancer Cell. 2014 Feb 10;25(2):226-42.
 Nat Cell Biol. 2015 Sep;17(9):1134-44.
 Nat Cell Biol. 2014 Dec;16(12):1249-56.
 Nat Cell Biol. 2012 Feb 5;14(3):295-303.
 Cancer Discov. 2012 May;2(5):425-33.
 Cell Metab. 2012 Mar 7;15(3):382-94.
 Sci Transl Med. 2013 Jul 31;5(196):196ra99.
 Trends Pharmacol Sci. 2014 Apr;35(4):187-207.
 J Allergy Clin Immunol. 2016 Feb 13. pii: S0091-6749(16)00085-3.
 Hepatology. 2016 Apr;63(4):1272-86.

...

Customize Library

You can select:

- ✓ Specific Compounds
- ✓ Quantities
- ✓ Plate Map
- ✓ Concentration
- ✓ Format (Dry/Solid or DMSO Solution)

Anti-Infection Compound Library

Cat. No.: HY-L002

Product Name	Cat. No.	Compounds	Size (Pre-dissolved in DMSO/Solid)	
Anti-Infection Compound Library	HY-L002	378	100 µL/well (10 mM solution)	250 µL/well (10 mM solution)

- A unique collection of 378 bioactive Anti-infection compounds for **high throughput screening (HTS)** and **high content screening (HCS)**.
- Targets include **Antibacterial, Antifungal, CMV, HIV, SARS-CoV, Influenza Virus**, and more.
- Bioactivity and safety confirmed by preclinical research and clinical trials, some have been approved by the FDA.
- A useful toolkit for **infectious disease** research, available for academic institutions, medical research organizations, and the pharmaceutical industry.
- Structurally diverse, medicinally active, and cell permeable.
- Detailed compound information with structure, IC₅₀, and brief introduction.
- Validated NMR and HPLC to ensure high purity and quality.

Targets Included in Anti-Infection Compound Library:

Antibacterial	Antifungal	Antiparasitic	CMV	Filovirus
HBV	HCV	HIV	HSV	Influenza Virus
NNRTIs	NRTIs	Rhinovirus (HRV)	RSV	SARS-CoV ...

Publications Citing Use of MCE Anti-Infection Library Compounds:

Nat Med. 2014 Aug;20(8):927-35.

Gastroenterology. 2015 Feb;148(2):392-402.e13.

ACS Nano. 2014 Jun 24;8(6):5468-77.

PLoS Pathog. 2015 Mar 30;11(3):e1004758.

Nanomedicine. 2016 Aug 22. pii: S1549-9634(16)30130-7.

Br J Pharmacol. 2015 Jun 23. doi: 10.1111/bph.13233.

Br J Pharmacol. 2014 Jan;171(1):237-52.

Sci Rep. 2015 Oct 29;5:15806.

Sci Rep. 2014 Jun 24;4:5411.

ACS Chem Biol. 2015 Aug 21;10(8):1887-96.

...

Customize Library

You can select:

- ✓ Specific Compounds
- ✓ Quantities
- ✓ Plate Map
- ✓ Concentration
- ✓ Format (Dry/Solid or DMSO Solution)

Antibody-Drug Conjugate-Related Compound Library

Cat. No.: HY-L023

Product Name	Cat. No.	Compounds	Size (Pre-dissolved in DMSO/Solid)	
Antibody-Drug Conjugate-Related Compound Library	HY-L023	14	100 μ L/well (10 mM solution)	250 μ L/well (10 mM solution)

- A unique collection of **14** compounds for **antibody-drug conjugates** and **targeted therapy research**.
- Bioactivity and safety confirmed by preclinical research and clinical trials.
- Structurally diverse, medicinally active, and cell permeable.
- Detailed compound information with structure, IC₅₀, and brief introduction.
- Validated NMR and HPLC to ensure high purity and quality.

Targets Included in Antibody-Drug Conjugate-Related Compound Library:

ADCs Cytotoxin ADCs Linker Antibody-drug Conjugates

Publications Citing Use of MCE Antibody-Drug Conjugate-Related Library Compounds:

Nat Med. 2016 May;22(5):547-56.

Int J Biol Sci. 2015 Aug 8;11(10):1181-9.

J Transl Med. 2016 Mar 15;14(1):73.

...

Customize Library

You can select:

- ✓ Specific Compounds
- ✓ Quantities
- ✓ Plate Map
- ✓ Concentration
- ✓ Format (Dry/Solid or DMSO Solution)

Anti-Virus Compound Library

Cat. No.: HY-L027

Product Name	Cat. No.	Compounds	Size (Pre-dissolved in DMSO/Solid)	
Anti-Virus Compound Library	HY-L027	85	100 µL/well (10 mM solution)	250 µL/well (10 mM solution)

- A unique collection of **85** bioactive anti-virus compounds for **high throughput screening (HTS)** and **high content screening (HCS)**.
- Targets include **HBV, HCV, HIV, HSV, Influenza Virus, NNRTIs**, and more.
- Bioactivity and safety confirmed by preclinical research and clinical trials, some have been approved by the FDA.
- Structurally diverse, medicinally active, and cell permeable.
- Detailed compound information with structure, IC₅₀, and brief introduction.
- Validated NMR and HPLC to ensure high purity and quality.

Targets Included in Anti-Virus Compound Library:

CMV	HBV	HCV	HCV Protease	HIV	HIV Integrase
HIV Protease	HSV	Influenza Virus	NNRTIs	Nucleoside antimetabolite	RSV ...

Publications Citing Use of MCE Anti-Virus Library Compounds:

Nat Med. 2014 Aug;20(8):927-35.

Gastroenterology. 2015 Feb;148(2):392-402.e13.

Nat Commun. 2014 Oct 30;5:5352.

Nat Protoc. 2015 May;10(5):807-21.

PLoS Pathog. 2015 Mar 30;11(3):e1004758.

Mol Neurobiol. 2014 Apr;49(2):1087-101.

Br J Pharmacol. 2015 Jun 23. doi: 10.1111/bph.13233.

Br J Pharmacol. 2014 Jan;171(1):237-52.

...

Customize Library

You can select:

- ✓ Specific Compounds
- ✓ Quantities
- ✓ Plate Map
- ✓ Concentration
- ✓ Format (Dry/Solid or DMSO Solution)

Apoptosis Compound Library

Cat. No.: HY-L003

Product Name	Cat. No.	Compounds	Size (Pre-dissolved in DMSO/Solid)	
Apoptosis Compound Library	HY-L003	62	100 μ L/well (10 mM solution)	250 μ L/well (10 mM solution)

- A unique collection of 62 small molecules used for survival, proliferation and apoptosis research and anticancer research.
- Targets such as Apoptosis Inducer, Bcl-2 Family, Caspase, DAPK, IAP, MDM2/p53, PKD, Survivin.
- Bioactivity and safety confirmed by preclinical research and clinical trials.
- Some compounds have been approved by the FDA.
- Structurally diverse, medicinally active, and cell permeable.
- Detailed compound information with structure, IC₅₀, and brief introduction.
- Validated NMR and HPLC to ensure high purity and quality.

Targets Included in Apoptosis Compound Library:

Apoptosis Inducer	Bcl-2 Family	c-Myc	Caspase	DAPK
IAP	MDM-2, p53	PKD	Survivin	Thymidylate Synthase
TNF-alpha				

Publications Citing Use of MCE Apoptosis Library Compounds:

Nat Protoc. 2015 May;10(5):807-21.

Clin Cancer Res. 2016 Mar 1;22(5):1185-96.

Cancer Lett. 2016 Aug 28;379(1):134-142.

Mol Neurobiol. 2014 Apr;49(2):1087-101.

...

Customize Library

You can select:

- ✓ Specific Compounds
- ✓ Quantities
- ✓ Plate Map
- ✓ Concentration
- ✓ Format (Dry/Solid or DMSO Solution)

Cell Cycle/DNA Damage Compound Library

Cat. No.: HY-L004

Product Name	Cat. No.	Compounds	Size (Pre-dissolved in DMSO/Solid)	
Cell Cycle/DNA Damage Compound Library	HY-L004	356	100 µL/well (10 mM solution)	250 µL/well (10 mM solution)

- A unique collection of **356** Cell Cycle/DNA Damage related compounds for **high throughput screening (HTS)** and **high content screening (HCS)**.
- Targets include **Antifolate, APC, ATR/ATM, Aurora Kinase, CDK, Deubiquitinase, HDAC, HMTase, ROCK, Topoisomerase**, and more.
- Bioactivity and safety confirmed by preclinical research and clinical trials.
- Some compounds have been approved by the FDA.
- Structurally diverse, medicinally active, and cell permeable.
- Detailed compound information with structure, IC₅₀, and brief introduction.
- Validated NMR and HPLC to ensure high purity and quality.

Targets Included in Cell Cycle/DNA Damage Compound Library:

Antifolate	APC	ATM/ATR	Aurora Kinase	Casein Kinase
CDK	Checkpoint Kinase (Chk)	CRM1	Deubiquitinase	DNA alkylator/crosslinker
DNA-PK	E1/E2/E3 Enzyme	G-quadruplex	Haspin Kinase	HDAC
HSP	Kinesin	KSP	LIM Kinase (LIMK)	Microtubule/Tubulin
Mps1	Nucleoside antimetabolite	p97	PAK	PARP
PERK	Polo-like Kinase (PLK)	PPAR	PTEN	RAD51
ROCK	Sirtuin	Telomerase	Topoisomerase	Wee1 ...

Publications Citing Use of MCE Cell Cycle/DNA Damage Library Compounds:

Science. 2015 May 15;348(6236):799-803.
 Science. 2014 Oct 10;346(6206):244-7.
 Nat Med. 2016 May;22(5):547-56.
 Nat Cell Biol. 2015 Sep;17(9):1134-44.
 Nat Cell Biol. 2014 Dec;16(12):1249-56.
 Nat Cell Biol. 2012 Feb 5;14(3):295-303.
 Trends Pharmacol Sci. 2014 Apr;35(4):187-207.
 EMBO J. 2015 May 12;34(10):1385-98.
 J Cell Biol. 2014 Nov 24;207(4):499-516.
 Proc Natl Acad Sci U S A. 2016 Mar 29;113(13):E1898-906.
 J Pineal Res. 2016 Sep;61(2):208-17.
 Curr Biol. 2013 Aug 19;23(16):1514-26.

...

Customize Library

You can select:

- ✓ Specific Compounds
- ✓ Quantities
- ✓ Plate Map
- ✓ Concentration
- ✓ Format (Dry/Solid or DMSO Solution)

CNS-Penetrant Compound Library

Cat. No.: HY-L028

Product Name	Cat. No.	Compounds	Size (Pre-dissolved in DMSO/Solid)	
CNS-Penetrant Compound Library	HY-L028	100	100 μ L/well (10 mM solution)	250 μ L/well (10 mM solution)

- A unique collection of **100** bioactive compounds for **high throughput screening (HTS)** and **high content screening (HCS)**.
- Bioactivity and safety confirmed by preclinical research and clinical trials.
- Some inhibitors have been approved by the FDA.
- Targets such as **Kinases**, **GPCR** and **Ion Channels**, and more.
- Structurally diverse, medicinally active, **CNS-penetrant** and cell permeable.
- More detailed compound information with structure, IC_{50} , and brief introduction.
- NMR and HPLC validated to ensure high purity and quality.
- All compounds are in stock.

Targets Included in CNS-Penetrant Compound Library:

5-HT Receptor	AChE	ADCs cytotoxin	Adenosine Receptor	Adrenergic Receptor
Amyloid- β	Antibacterial	Antifolate	Antifungal	Antiparasitic
Bcr-Abl	Calcium Channel	Carbonic Anhydrase	CDK	c-Kit
COMT	COX	DNA alkylator/crosslinker	DNA/RNA Synthesis	Dopamine Receptor
EGFR	Estrogen Receptor/ERR	GABA Receptor	Histamine Receptor	HIV
HIV Protease	HMG-CoA Reductase	HSV	Influenza Virus	Melatonin Receptor
mGluR	mTOR	nAChR	Neurokinin Receptor	NMDA Receptor
NRTIs	Nucleoside antimetabolite	p38 MAPK	PDE	PDGFR
PGE synthase	Raf	Sodium Channel	Src	VEGFR ...

Publications Citing Use of MCE CNS-Penetrant Library Compounds:

Nat Med. 2016 Jul;22(7):723-6.

Sci Transl Med. 2013 Jul 31;5(196):196ra99.

ACS Nano. 2014 Jun 24;8(6):5468-77.

Mol Syst Biol. 2015 Mar 26;11(3):797.

Leukemia. 2012 Oct;26(10):2233-44.

J Pineal Res. 2016 Sep;61(2):208-17.

Biomaterials. 2014 Aug;35(24):6585-94.

Oncogene. 2016 Jun 9;35(23):2961-70.

Sci Rep. 2015 Nov 2;5:16024.

...

Customize Library

You can select:

- ✓ Specific Compounds
- ✓ Quantities
- ✓ Plate Map
- ✓ Concentration
- ✓ Format (Dry/Solid or DMSO Solution)

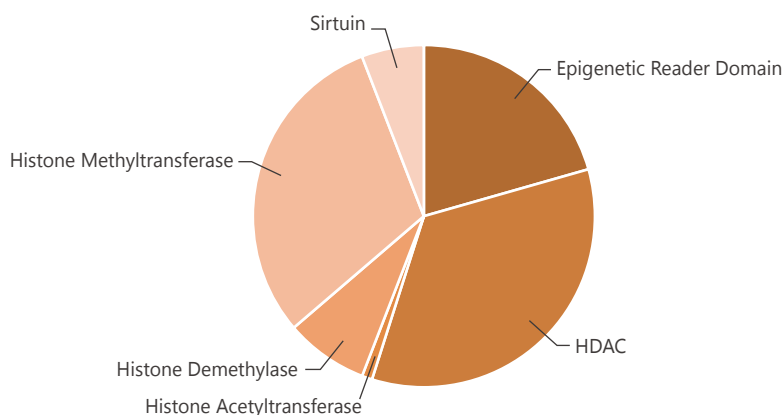
Histone Modification Research Compound Library

Cat. No.: HY-L024

Product Name	Cat. No.	Compounds	Size (Pre-dissolved in DMSO/Solid)	
Histone Modification Research Compound Library	HY-L024	104	100 μ L/well (10 mM solution)	250 μ L/well (10 mM solution)

- A unique collection of **104** bioactive compounds for **high throughput screening (HTS)** and **high content screening (HCS)**.
- Targets include **DNMT, EZH2, HDAC, Histone Demethylase, HMTase** and **HATs**.
- Bioactivity and safety confirmed by preclinical research and clinical trials.
- Some inhibitors have been approved by the FDA.
- Structurally diverse, medicinally active, and cell permeable.
- Detailed compound information with structure, IC_{50} , and brief introduction.
- Validated NMR and HPLC to ensure high purity and quality.

Histone Modification Research Compound Library Composition



📖 Publications Citing Use of MCE Histone Modification Research Library Compounds:

Mol Cancer Ther. 2016 Jun;15(6):1217-26.
 ACS Chem Biol. 2016 May 20;11(5):1245-54.
 Chem Biol. 2015 Aug 20;22(8):1144-55.
 Mol Cancer Res. 2014 May;12(5):681-93.

...

Customize Library

You can select:

- ✓ Specific Compounds
- ✓ Quantities
- ✓ Plate Map
- ✓ Concentration
- ✓ Format (Dry/Solid or DMSO Solution)

Immunology/Inflammation Compound Library

Cat. No.: HY-L007

Product Name	Cat. No.	Compounds	Size (Pre-dissolved in DMSO/Solid)	
Immunology/Inflammation Compound Library	HY-L007	117	100 µL/well (10 mM solution)	250 µL/well (10 mM solution)

- A unique collection of **117** small molecule inhibitors with biological activity used for **Immunology/Inflammation research**. All of the small molecule inhibitors in the Immunology/Inflammation screening library have well characterized biological and pharmaceutical activity.
- A useful tool for researching the **mechanisms** behind Immunology/Inflammation, **drug screening** and other **pharmaceutical** and **biological applications**.
- The stem cell inhibitor library contains targets such as **CCR, COX, CXCR, FLAP, Interleukin Related, IRAK, MyD88, PDE, PGE synthase, SIKs** and **TLR**.
- Structurally diverse, medicinally active, and cell permeable.
- Rich documentation with structure, IC_{50} , and brief introduction.
- Validated NMR and HPLC to ensure high purity.

Targets Included in Immunology/Inflammation Compound Library:

Caspase 1	CCR	Complement System	COX	CRTH2 (GPR44)
CXCR	FLAP	Histamine Receptor	IFNAR	Interleukin Related
IRAK	MyD88	NOD-like Receptors (NLRs)	PDE4	PGE Synthase
Salt-inducible Kinases (SIKs)	STING	Toll-like Receptor (TLR)		

Publications Citing Use of MCE Immunology/Inflammation Library Compounds:

J Allergy Clin Immunol. 2016 Jul;138(1):114-122.e4.

Nat Commun. 2016 May 25;7:11724.

EMBO Mol Med. 2015 Mar 14;7(5):547-61.

Hypertension. 2012 Nov;60(5):1207-12.

J Neurosci. 2015 Jan 7;35(1):4-20.

Brain Behav Immun. 2016 Aug;56:175-86.

...

Customize Library

You can select:

- ✓ Specific Compounds
- ✓ Quantities
- ✓ Plate Map
- ✓ Concentration
- ✓ Format (Dry/Solid or DMSO Solution)

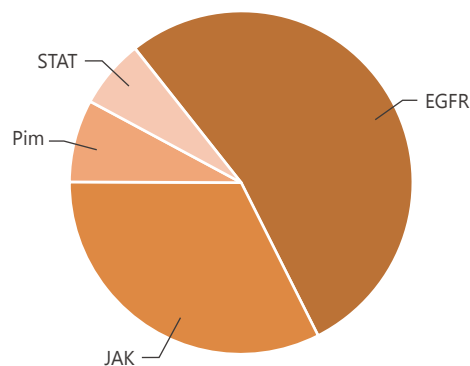
JAK/STAT Compound Library

Cat. No.: HY-L008

Product Name	Cat. No.	Compounds	Size (Pre-dissolved in DMSO/Solid)	
JAK/STAT Compound Library	HY-L008	78	100 μ L/well (10 mM solution)	250 μ L/well (10 mM solution)

- A unique collection of 78 bioactive compounds for high throughput screening (HTS) and high content screening (HCS).
- Targets include EGFR, JAK, Pim and STAT.
- Bioactivity and safety confirmed by preclinical research and clinical trials.
- Some inhibitors have been approved by the FDA.
- Structurally diverse, medicinally active, and cell permeable.
- Detailed compound information with structure, IC₅₀, and brief introduction.
- Validated NMR and HPLC to ensure high purity and quality.

JAK/STAT Compound Library Composition



Publications Citing Use of MCE JAK/STAT Library Compounds:

Nat Med. 2016 Jul;22(7):723-6.

Leukemia. 2012 Oct;26(10):2233-44.

Elife. 2015 Feb 10;4:e05178.

Oncogene. 2016 Apr 18. doi: 10.1038/onc.2016.127.

Oncogene. 2016 Jun 9;35(23):2961-70.

PLoS Genet. 2015 Mar 27;11(3):e1005120.

Neuro Oncol. 2016 Jul 10. pii: now139.

J Cell Sci. 2015 Sep 1;128(17):3317-29.

ACS Chem Biol. 2016 May 20;11(5):1245-54.

ACS Chem Biol. 2016 Apr 15;11(4):992-1000.

...

Customize Library

You can select:

- ✓ Specific Compounds
- ✓ Quantities
- ✓ Plate Map
- ✓ Concentration
- ✓ Format (Dry/Solid or DMSO Solution)

MAPK Compound Library

Cat. No.: HY-L010

Product Name	Cat. No.	Compounds	Size (Pre-dissolved in DMSO/Solid)	
MAPK Compound Library	HY-L010	77	100 μ L/well (10 mM solution)	250 μ L/well (10 mM solution)

- A unique collection of 77 small molecule inhibitors for high throughput screening (HTS) and high content screening (HCS).
- Targets include ERK, JNK, MEK, p38 MAPK, Raf, RSK and MNK.
- Bioactivity and safety confirmed by preclinical research and clinical trials.
- Some inhibitors have been approved by the FDA.
- Structurally diverse, medicinally active, and cell permeable.
- Detailed compound information with structure, IC₅₀, and brief introduction.
- Validated NMR and HPLC to ensure high purity and quality.

Targets Included in MAPK Compound Library:

ERK	JNK	KLF	MAPKAPK2 (MK2)	MEK
Mixed Lineage Kinase	MNK	p38 MAPK	Raf	Ribosomal S6 Kinase (RSK)

Publications Citing Use of MCE MAPK Library Compounds:

Mol Syst Biol. 2015 Mar 26;11(3):797.

Elife. 2016 Apr 11;5. pii: e14087.

Clin Cancer Res. 2014 Dec 1;20(23):6034-44.

Clin Cancer Res. 2014 Nov 1;20(21):5483-95.

Clin Cancer Res. 2013 Feb 1;19(3):598-609.

Oncogene. 2016 Jun 9;35(23):2961-70.

Oncotarget. 2016 Apr 26;7(17):23300-11.

Oncotarget. 2016 May 10;7(19):27021-32.

Sci Signal. 2015 Aug 25;8(391):ra86.

Sci Signal. 2014 Oct 28;7(349):ra102.

...

Customize Library

You can select:

- ✓ Specific Compounds
- ✓ Quantities
- ✓ Plate Map
- ✓ Concentration
- ✓ Format (Dry/Solid or DMSO Solution)

Membrane Transporter/Ion Channel Compound Library

Cat. No.: HY-L011

Product Name	Cat. No.	Compounds	Size (Pre-dissolved in DMSO/Solid)	
Membrane Transporter/Ion Channel Compound Library	HY-L011	236	100 µL/well (10 mM solution)	250 µL/well (10 mM solution)

- A unique collection of **236** small molecule modulators used for Ion channel and Membrane Transporter research.
- Targets ion channels such as **Calcium Channel, Potassium Channel, Sodium Channel, GABA Receptor, Na⁺/Ca²⁺ Exchanger, Na⁺/Cl⁻ cotransporter and Na⁺/K⁺ ATPase.**
- Bioactivity and safety confirmed by preclinical research and clinical trials.
- Structurally diverse, medicinally active, and cell permeable.
- Rich documentation with structure, IC₅₀, and summary.
- Validated NMR and HPLC to ensure high purity.

Targets Included in Membrane Transporter/Ion Channel Compound Library:

AMPAR	ATP Synthase	Calcium Channel	CFTR	Chloride Channel
CRAC Channel	EAAT2	GABA Receptor	GlyT1	HCN Channel
MCT	Monoamine transporter	Na ⁺ /Ca ²⁺ Exchanger	Na ⁺ /Cl ⁻ Cotransporter	Na ⁺ /K ⁺ ATPase
nAChR	NBC	NKCC	NMDA Receptor	P-glycoprotein
P2X Receptor	Potassium Channel	Proton Pump	SGLT	Sodium Channel
TRP Channel	URAT1	VDAC		

Publications Citing Use of MCE Membrane Transporter/Ion Channel Library Compounds:

Sci Rep. 2016 Jul 20;6:30168.

Biochem Pharmacol. 2016 Feb 1;101:27-39.

Drug Metab Dispos. 2016 Oct;44(10):1543-9.

...

Customize Library

You can select:

- ✓ Specific Compounds
- ✓ Quantities
- ✓ Plate Map
- ✓ Concentration
- ✓ Format (Dry/Solid or DMSO Solution)

Metabolism/Protease Compound Library

Cat. No.: HY-L012

Product Name	Cat. No.	Compounds	Size (Pre-dissolved in DMSO/Solid)	
Metabolism/Protease Compound Library	HY-L012	223	100 μ L/well (10 mM solution)	250 μ L/well (10 mM solution)

- A unique collection of 223 small molecule compounds for **high throughput screening (HTS)** and **high content screening (HCS)**.
- Targets include **5 alpha Reductase, Cytochrome P450, DPP4, Glucokinase, HCV NS3/4A Protease, HIV Integrase, HMG-CoA reductase, HSP, MMP,** and more.
- Bioactivity and safety confirmed by preclinical research and clinical trials.
- Some inhibitors have been approved by the FDA.
- Structurally diverse, medically active, and cell permeable.
- Detailed compound information with structure, IC₅₀, and brief introduction.
- Validated NMR and HPLC to ensure high purity and quality.

Targets Included in Metabolism/Protease Compound Library:

15-PGDH	5 alpha Reductase	5-Lipoxygenase	Adenosine Deaminase
Aldehyde Dehydrogenase (ALDH)	Aldose Reductase	Aminopeptidase	Angiotensin-converting Enzyme (ACE)
Carboxypeptidase	Cytochrome P450	Cathepsin	DGAT
Dopamine β -hydroxylase	DPP4	Elastase	Enolase
FAAH	Factor Xa	Farnesyl Transferase	Fatty Acid Synthase (FAS)
Glucokinase	HCV Protease	HIF/HIF Prolyl-Hydroxylase	HIV Integrase
HIV Protease	HMG-CoA Reductase (HMGCR)	HSP	Indoleamine 2,3-Dioxygenase (IDO)
Isocitrate Dehydrogenase (IDH)	MAGL	MMP	Nampt
PAI-1	Phosphodiesterase (PDE)	Procollagen C Proteinase	Proteasome
Pyruvate Dehydrogenase	Renin	Ser/Thr Protease	Stearoyl-CoA Desaturase (SCD)
Thrombin	Tryptophan Hydroxylase	Xanthine Oxidase	

Publications Citing Use of MCE Metabolism/Protease Library Compounds:

Nature. 2012 Jan 22;482(7383):116-9.

Eur Urol. 2015 Aug;68(2):228-35.

Hepatology. 2016 Apr;63(4):1272-86.

Mol Cancer Ther. 2016 Sep;15(9):2107-18.

Mol Cancer Ther. 2015 Jan;14(1):59-69.

Sci Rep. 2015 Aug 3;5:12728.

ACS Chem Biol. 2016 Jan 15;11(1):200-10.

...

Customize Library

You can select:

- ✓ Specific Compounds
- ✓ Quantities
- ✓ Plate Map
- ✓ Concentration
- ✓ Format (Dry/Solid or DMSO Solution)

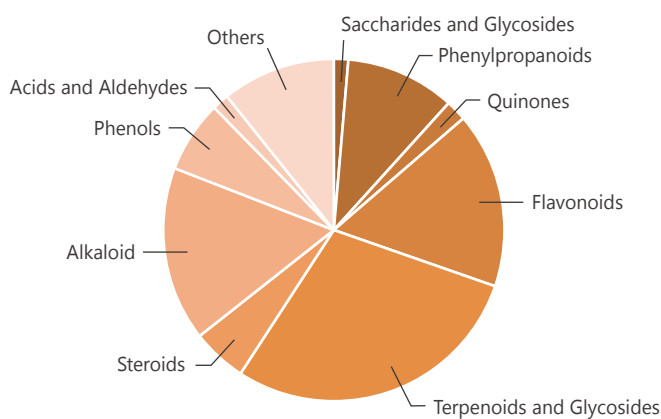
Natural Product Library

Cat. No.: HY-L021

Product Name	Cat. No.	Compounds	Size (Pre-dissolved in DMSO/Solid)	
Natural Product Library	HY-L021	211	100 μ L/well (10 mM solution)	250 μ L/well (10 mM solution)

- A unique collection of 211 natural products for **high throughput screening (HTS)** and **high content screening (HCS)**.
- Structurally diverse, bioactive, and cell permeable.
- Bioactivity and safety confirmed by preclinical research and clinical trials.
- Detailed compound information with structure, IC_{50} , and brief introduction.
- Validated NMR and HPLC ensure high purity.

Natural Product Library Composition



📖 Publications Citing Use of MCE Natural Library Products:

Bioresour Technol. 2015 Sep;191:362-8.

Algal Research. 2015 Sep;11:284-93.

...

Customize Library

You can select:

- ✓ Specific Compounds
- ✓ Quantities
- ✓ Plate Map
- ✓ Concentration
- ✓ Format (Dry/Solid or DMSO Solution)

Neuronal Signaling Compound Library

Cat. No.: HY-L013

Product Name	Cat. No.	Compounds	Size (Pre-dissolved in DMSO/Solid)	
Neuronal Signaling Compound Library	HY-L013	304	100 μ L/well (10 mM solution)	250 μ L/well (10 mM solution)

- A unique collection of **304** small molecule compounds for **high throughput screening (HTS)** and **high content screening (HCS)**.
- Targets include **5-HT Receptor, AChE, Adrenergic Receptor, AMPAR, Beta-secretase, Dopamine Receptor, FAAH, Melatonin Receptor, AChR, Opioid Receptor, γ -secretase**, and more.
- Bioactivity and safety confirmed by preclinical research and clinical trials.
- Some inhibitors have been approved by the FDA.
- Structurally diverse, medicinally active, and cell permeable.
- Detailed compound information with structure, IC_{50} , and brief introduction.
- Validated NMR and HPLC to ensure high purity and quality.

Targets Included in Neuronal Signaling Compound Library:

5-HT Receptor	AChE	AMPA	Amyloid- β	Beta-secretase
CGRP Receptor	Dopamine Receptor	Dopamine Reuptake Inhibitor	FAAH	GABA Receptor
Imidazoline Receptor	mAChR	Monoamine Oxidase	nAChR	Neurokinin Receptor
NMDA Receptor	Opioid Receptor	SSRIs	γ -secretase	...

Publications Citing Use of MCE Neuronal Signaling Library Compounds:

EMBO J. 2012 May 16;31(10):2261-74.

Biol Psychiatry. 2016 Jun 9. pii: S0006-3223(16)32470-2.

J Neurosci. 2015 Feb 11;35(6):2612-23.

J Alzheimers Dis. 2012;28(4):809-22.

J Alzheimers Dis. 2010;21(3):1005-12.

Int J Pharm. 2015 Apr 8. pii: S0378-5173(15)00316-6.

...

Customize Library

You can select:

- ✓ Specific Compounds
- ✓ Quantities
- ✓ Plate Map
- ✓ Concentration
- ✓ Format (Dry/Solid or DMSO Solution)

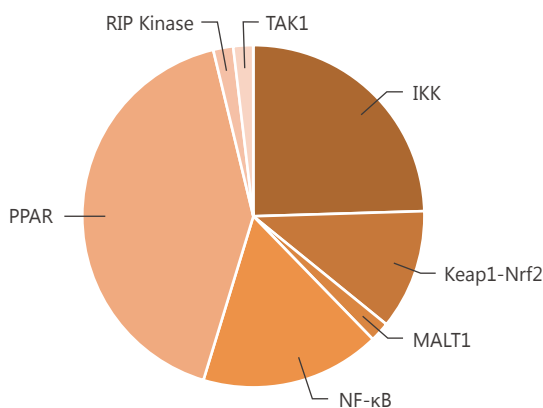
NF-κB Signaling Compound Library

Cat. No.: HY-L014

Product Name	Cat. No.	Compounds	Size (Pre-dissolved in DMSO/Solid)	
NF-κB Signaling Compound Library	HY-L014	55	100 μL/well (10 mM solution)	250 μL/well (10 mM solution)

- A unique collection of 55 small molecule compounds for **high throughput screening (HTS)** and **high content screening (HCS)**.
- Targets include **IKK, Keap1-Nrf2, NF-κB, PPAR** and **TAK1**.
- A powerful tool for researching the mechanisms behind cancer, drug screening based on NF-κB signaling pathway and other pharmaceutical and biological applications.
- Bioactivity and safety confirmed by preclinical research and clinical trials.
- Some inhibitors have been approved by the FDA.
- Structurally diverse, medicinally active, and cell permeable.
- Detailed compound information with structure, IC₅₀, and brief introduction.
- Validated NMR and HPLC to ensure high purity and quality.

NF-κB Signaling Compound Library Composition



📖 Publications Citing Use of MCE NF-κB Signaling Library Compounds:

Nat Commun. 2015 Jan 21;6:6074.

PLoS Pathog. 2016 Aug 24;12(8):e1005823.

...

Customize Library

You can select:

- ✓ Specific Compounds
- ✓ Quantities
- ✓ Plate Map
- ✓ Concentration
- ✓ Format (Dry/Solid or DMSO Solution)

PI3K/Akt/mTOR Compound Library

Cat. No.: HY-L015

Product Name	Cat. No.	Compounds	Size (Pre-dissolved in DMSO/Solid)	
PI3K/Akt/mTOR Compound Library	HY-L015	132	100 μ L/well (10 mM solution)	250 μ L/well (10 mM solution)

- A unique collection of **132** small molecule inhibitors used for PI3K/Akt/mTOR pathway research.
- Targets include **Akt, AMPK, MELK, mTOR, PI3K, PTEN**, and more.
- A valuable tool for researching the survival, proliferation, and apoptosis of cells.
- Bioactivity and safety confirmed by preclinical research and clinical trials.
- Some inhibitors have been approved by the FDA.
- Structurally diverse, medicinally active, and cell permeable.
- Rich documentation with structure, IC₅₀, and summary.
- Validated NMR and HPLC to ensure high purity.

Targets Included in PI3K/Akt/mTOR Compound Library:

Akt	AMPK	ATM/ATR	DNA-PK	GSK-3	MELK
mTOR	PDK-1	PI3K	PI4K	PIKfyve	PTEN

Publications Citing Use of MCE PI3K/Akt/mTOR Library Compounds:

Cell. 2014 Feb 13;156(4):771-85.
 Nat Med. 2016 May;22(5):547-56.
 Cancer Discov. 2012 May;2(5):425-33.
 Cell Metab. 2012 Mar 7;15(3):382-94.
 Sci Transl Med. 2013 Jul 31;5(196):196ra99.
 Leukemia. 2015 Jan;29(1):169-76.
 Cancer Res. 2014 Jan 1;74(1):15-23.
 Cancer Res. 2013 Apr 15;73(8):2574-86.
 Elife. 2016 Apr 11;5.
 Clin Cancer Res. 2014 Nov 1;20(21):5483-95.
 Oncogene. 2015 Oct 26. doi: 10.1038/onc.2015.406.

...

Customize Library

You can select:

- ✓ Specific Compounds
- ✓ Quantities
- ✓ Plate Map
- ✓ Concentration
- ✓ Format (Dry/Solid or DMSO Solution)

Protein Tyrosine Kinase Compound Library

Cat. No.: HY-L016

Product Name	Cat. No.	Compounds	Size (Pre-dissolved in DMSO/Solid)	
Protein Tyrosine Kinase Compound Library	HY-L016	238	100 µL/well (10 mM solution)	250 µL/well (10 mM solution)

- A unique collection of **238** tyrosine kinase inhibitors for **high throughput screening (HTS)** and **high content screening (HCS)**.
- Targets include **Ack1, ALK, Btk, c-Fms, c-Met/HGFR, EGFR, FGFR, Insulin Receptor, JAK, PDGFR**, and more.
- Bioactivity and safety confirmed by preclinical research and clinical trials.
- Some tyrosine kinase inhibitors have been approved by the FDA.
- Structurally diverse, medicinally active and cell permeable.
- Rich documentation with structure, IC_{50} and summary.
- Validated NMR and HPLC to ensure the high purity.

Targets Included in Protein Tyrosine Kinase Compound Library:

Ack1	ALK	Axl	Bcr-Abl	BMX Kinase	Btk
c-Fms	c-Kit	c-Met/HGFR	DDR1/DDR2 Receptor	DYRK	EGFR
Ephrin Receptor	FAK	FGFR	FLT3	IGF-1R	Insulin Receptor
Itk	PDGFR	PKA	Pyk2	Ros1	Src
Syk	Trk Receptor	VEGFR			

Publications Citing Use of MCE Protein Tyrosine Kinase Library Compounds:

Nat Med. 2016 Jul;22(7):723-6.
 Cancer Cell. 2014 Feb 10;25(2):226-42.
 Leukemia. 2012 Oct;26(10):2233-44.
 Ann Rheum Dis. 2016 May;75(5):883-90.
 Elife. 2015 Feb 10;4:e05178.
 Clin Cancer Res. 2014 Nov 1;20(21):5483-95.
 Oncogene. 2016 Jun 9;35(23):2961-70.
 Oncogene. 2016 Apr 28;35(17):2247-65.
 PLoS Genet. 2015 Mar 27;11(3):e1005120.
 Mol Cell Proteomics. 2012 Jun;11(6):M112.017764.
 Oncotarget. 2015 Sep 29;6(29):27160-75.
 Sci Signal. 2014 Oct 28;7(349):ra102.

...

Customize Library

You can select:

- ✓ Specific Compounds
- ✓ Quantities
- ✓ Plate Map
- ✓ Concentration
- ✓ Format (Dry/Solid or DMSO Solution)

Stem Cell Signaling Compound Library

Cat. No.: HY-L017

Product Name	Cat. No.	Compounds	Size (Pre-dissolved in DMSO/Solid)	
Stem Cell Signaling Compound Library	HY-L017	115	100 µL/well (10 mM solution)	250 µL/well (10 mM solution)

- A unique collection of **115** small molecule inhibitors with biological activity used for **stem cell regulatory and signaling pathway research**.
- Targets include **GSK-3, Hedgehog, JAK, ROCK, Wnt, γ -secretase**, and more.
- A powerful tool for researching the **mechanisms** behind stem cells, regenerative therapy, **drug screening** based on tumor stem cells, as well as other **pharmaceutical and biological applications**.
- The stem cell inhibitor library contains small molecules associated with signaling pathways which modulate the function of stem cells.
- Structurally diverse, medicinally active, and cell permeable.
- Rich documentation with structure, IC_{50} , and customer reviews.
- Validated NMR and HPLC to ensure high purity.

Targets Included in Stem Cell Signaling Compound Library:

Casein Kinase	ERK	Gli	GSK-3	Hedgehog	Hippo (MST)
JAK	Notch	Oct3/4	PKA	Porcupine	ROCK
sFRP-1	Smo	STAT	TGF-beta/Smad	Wnt	YAP
β -catenin	γ -secretase				

Publications Citing Use of MCE Stem Cell Signaling Library Compounds:

Nat Med. 2016 May;22(5):547-56.

Cell Signal. 2016 Mar;28(3):148-56.

Toxicology. 2016 Apr 29;355-356:31-8.

...

Customize Library

You can select:

- ✓ Specific Compounds
- ✓ Quantities
- ✓ Plate Map
- ✓ Concentration
- ✓ Format (Dry/Solid or DMSO Solution)

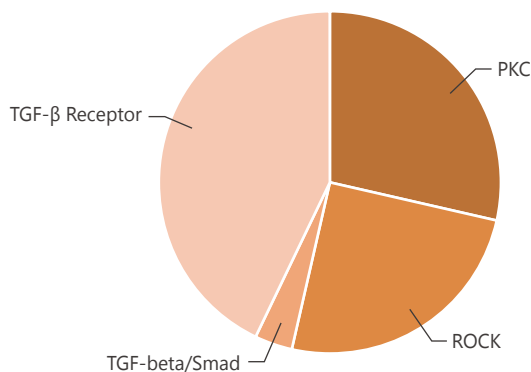
TGF-beta/Smad Compound Library

Cat. No.: HY-L018

Product Name	Cat. No.	Compounds	Size (Pre-dissolved in DMSO/Solid)	
TGF-beta/Smad Compound Library	HY-L018	28	100 μ L/well (10 mM solution)	250 μ L/well (10 mM solution)

- A unique collection of 28 inhibitors for **high throughput screening (HTS)** and **high content screening (HCS)**.
- Targets include **PKC**, **ROCK** and **TGF- β Receptor**.
- Bioactivity and safety confirmed by preclinical research and clinical trials.
- Some inhibitors have been approved by the FDA.
- Structurally diverse, medicinally active, and cell permeable.
- Detailed compound information with structure, IC_{50} , and brief introduction.
- Validated NMR and HPLC to ensure high purity and quality.

TGF-beta/Smad Compound Library Composition



Publications Citing Use of MCE TGF-beta/Smad Library Compounds:

Glia. 2014 Feb;62(2):185-98.

Biomed Rep. 2015 May;3(3):361-364.

...

Customize Library

You can select:

- ✓ Specific Compounds
- ✓ Quantities
- ✓ Plate Map
- ✓ Concentration
- ✓ Format (Dry/Solid or DMSO Solution)

Vitamin D Related Compound Library

Cat. No.: HY-L019

Product Name	Cat. No.	Compounds	Size (Pre-dissolved in DMSO/Solid)	
Vitamin D Related Compound Library	HY-L019	9	100 μ L/well (10 mM solution)	250 μ L/well (10 mM solution)

- A unique collection of **9** Vitamin derivatives and Vitamin related compounds for research and drug development.
- Structurally diverse, medicinally active, some cell permeable.
- Detailed compound information with structure and brief introduction.
- Validated NMR and HPLC to ensure high purity and quality.

 Publication Citing Use of MCE Vitamin D Related Library Compounds:

Drug Deliv Transl Res. 2015 Aug;5(4):407-23.

Customize Library

You can select:

- ✓ Specific Compounds
- ✓ Quantities
- ✓ Plate Map
- ✓ Concentration
- ✓ Format (Dry/Solid or DMSO Solution)

Wnt/Hedgehog/Notch Compound Library

Cat. No.: HY-L020

Product Name	Cat. No.	Compounds	Size (Pre-dissolved in DMSO/Solid)	
Wnt/Hedgehog/Notch Compound Library	HY-L020	40	100 µL/well (10 mM solution)	250 µL/well (10 mM solution)

- A unique collection of **40** small molecule inhibitors with biological activity used for Wnt/Hedgehog/Notch pathway research and screening. All of the small molecule inhibitors in Wnt/Hedgehog/Notch library have well characterized biological and pharmaceutical activity.
- Targets include **Casein Kinase, Gli, GSK-3, Hedgehog, Porcupine, sFRP-1, Smo, Wnt** and **β-catenin**.
- Bioactivity and safety confirmed by preclinical research and clinical trials.
- Some inhibitors have been approved by the FDA.
- Structurally diverse, medicinally active, and cell permeable.
- Detailed compound information with structure, IC₅₀, and brief introduction.
- Validated NMR and HPLC to ensure high purity and quality.

Targets Included in Wnt/Hedgehog/Notch Compound Library:

Casein Kinase	Gli	GSK-3	Hedgehog	Notch	PKA
Porcupine	sFRP-1	Smo	Wnt	β-catenin	γ-secretase

Publications Citing Use of MCE Wnt/Hedgehog/Notch Library Compounds:

Nat Med. 2016 May;22(5):547-56.

Cell Signal. 2016 Mar;28(3):148-56.

Toxicology. 2016 May 20;355-356:31-38.

...

Customize Library

You can select:

- ✓ Specific Compounds
- ✓ Quantities
- ✓ Plate Map
- ✓ Concentration
- ✓ Format (Dry/Solid or DMSO Solution)

About Us

Overview of MedChemExpress

MedChemExpress (MCE) offers a wide range of high quality research chemicals and biochemicals including novel life-science reagents, reference compounds, APIs and natural compounds for laboratory and scientific use. MCE has knowledgeable and friendly customer service and technical support teams with years of experience in the life science industry. MCE will be a competent and trustworthy partner for your research and scientific projects.

Quality

Product quality is the key to our success and we take pride in offering only the highest-grade products. Product identity, quality, purity and activity are assured by our robust quality control and assurance policies, programs and procedures. We perform thorough analytical testing - including HNMR, LC-MS and HPLC - stability testing and activity assays on our products and the results from these tests are available to clients.

Experience

Our chemists are highly experienced in molecular synthesis and the preparation of large quantities of structurally diverse and synthetically challenging molecules. We work with clients that have widely different needs and we have been very successful in meeting such needs.

Services

We offer:

- Structurally and synthetically diverse biologically active compounds
- Flexible order volume ranging from milligrams to kilograms scale
- On-time delivery of products

We are a client-centric company and are always looking to hearing from you about how our products and services might better assist you.

For More Product Information, Please Visit Us Online

www.MedChemExpress.com



www.MedChemExpress.com

Inhibitors, Agonists, Screening Libraries

I MCE USA

Tel: 609-228-6898 **Fax:** 609-228-5909 **E-mail:** sales@MedChemExpress.com

Address: 1 Deer Park Dr, Suite Q, Monmouth Junction, NJ 08852, USA

I MCE Europe

Tel: +4686500910 **Fax:** +4686531025 **E-mail:** eu.sales@MedChemExpress.com

Address: Bergkällavägen 37 lokal 24 192 79 Sollentuna Sweden